

# Advent Adventures 2021



**An interactive family guide to fun-filled,  
faith-infused, Christ-centered experiences**







HEY PARENTS!

**T**rees, lights, presents—Christmas is a magical time of year! But if we're not careful, the true reason for the celebration, the birth of our Savior, can get lost in the hustle and bustle.

That's why it's important to turn our eyes to the meaning behind the season and help our families enjoy holiday celebrations built upon the hope and truth of Christ.

We hope that by going through Advent Adventures, your family will discover a more meaningful, more Christ-centered Christmas season.

Inside this interactive guide you'll find lots of fun activities along with Scripture readings and family-friendly devotions for each Sunday of Advent.

This fun, easy-to-use guide offers you a wonderful opportunity to make Christ the center of your Christmas celebration.

Take the time this Christmas season to connect with your kids in a meaningful way while enjoying a very special Advent!

We hope this season is a delightful and Christ-centered one for you and those you love!

FIND  
8

HIDDEN OBJECTS  
IN THE PICTURE





WEEK 1

NOV.  
28

HOPE

*We can have hope  
because God is  
always with us.*

## GOD IS IN THE PICTURE!

- Have your kids draw a picture of a moment they recently felt scared or alone.
- When they're finished drawing the picture, have them talk about that moment with you.
- After they talk about it, have them draw a picture of Jesus in the picture beside them.
- Now have them talk about what they see and how it would change the way they feel if they pictured Jesus with them when they felt scared or alone in the future.
- Write "hope" across the top of the picture and hang it on the refrigerator as a reminder this Christmas season that "God is with us."
- Discuss: Did you ever feel like God was with you in a particular situation? Describe that moment.

## IMMANUEL

- Gather your family and read Isaiah 7:14 + Matthew 1:23
- Explain: Jesus has a special name—Immanuel—which means "God with us." When Jesus was born in Bethlehem, He was God in the flesh. We can't see God with our eyes or touch Him with our fingers, but people could see and touch Jesus. And because Jesus was human (while still being God), He completely understood what it was like to be human—to be tired, hungry, thirsty and tempted.
- Listen or sing along with the Advent hymn "O come, o come Emmanuel." How does it make you feel to know that God is always with you?
- Play charades where family members take turns showing (without using words or sounds) various places or situations where God is with us, while others are trying to guess.





# EXTRA IDEAS

## A POCKET REMINDER

Write “God” on a small object such as a smooth rock, coin or a LEGO brick. Place the object in your pocket every day this week. When something comes up that feels scary, put your hand in your pocket to remind yourself that you can trust that God is with you.



## GOD IS LIKE AIR

Hold a deflated balloon. Ask everyone to watch what you’ll do next. Blow a deep breath of air into the balloon. Ask: “What just happened?” Continue: “I filled the balloon with air.” Keep blowing until the balloon is full. Tie a knot and invite everyone to join you in tossing the balloon and keeping it from falling to the ground. Discuss: “After I put air inside the balloon, was there any air left in the room?” ... “Of course! If you go into the other room, will there be air there?” ... “Yes!” “If you’re all by yourself on the playground at school, is there air there?” ... “Yes! Like the air we can’t see, God is also there.”



## FORTRESS OF FAITH

Build a pillow fort using kitchen chairs or a table, pillows, cushions, cardboard boxes, and a few big blankets.

Imagine what the fort could protect you from. A dragon? An army? A giant stink bomb? Use your imagination, but follow your children’s lead.

Talk about how no matter what’s on the outside, God is always with us. His presence is all around us!

Turn off the lights, turn on a flashlight or Christmas lights, gather in your fort and read Psalm 139:1-12.

Finish by playing “Hide and Seek”, or better yet, “Flashlight Hide and Seek.” Remind your children that God is always with us and that there is nowhere they can hide from God.



# Let's give him a HANDeL

Have you ever heard a beautiful piece of music called the Messiah by George Frideric Handel? It's pretty incredible, and is considered a timeless classic.

Handel's friend, Charles Jennens, used Scriptures to write the words to the music. Here are some sentences from the Messiah.


Can you fill in the blanks using the Bible verses below? \*

 For unto us a \_\_\_\_\_ is born.  
(Isaiah 9:6)

 \_\_\_\_\_ to God in the highest.  
(Luke 2:14)

 He shall \_\_\_\_\_ peace.  
(Zechariah 9:10)

 He hath \_\_\_\_\_ our griefs.  
(Isaiah 53:4)

 In Christ shall all be made \_\_\_\_\_  
(1 Corinthians 15:22)

\* Based on KJV or NKJV translations of the Bible.



Ask Alexa or Siri to play **Hallelujah Chorus** as you decorate your Christmas tree.



## WORSHIPING CHRIST

Like Handel, you can create something beautiful to show your love for Jesus. You can use musical notes, words, art supplies or anything else you can find, to express how thankful you are that Jesus came to rescue us.



## HALLELUJAH CHORUS

Here's a line of music from one of the most famous parts of the Messiah called the "Hallelujah Chorus."





# Hand Prints Art

Grab some paint and some paper. Now let's see what we can do using only our hand prints, fingerprints, and even footprints? Can you make a Christmas tree? A wreath? A reindeer?



## Jumbled Jellybeans Riddle

Samantha gave her friend Lucy a bag of jellybeans for Christmas full of Lucy's favorite colors. The bag has five different colors of jellybeans, each with a different amount. Can you figure out how many of each color went into the bag?


(Answers on page 32.)

CLUES:

1. There are twice as many purple as pink.
2. There are three more orange than pink.
3. There is one more blue than orange.


	1	2	3	4	5
BLUE					
YELLOW					
PURPLE					
ORANGE					
PINK					

# Winter Finger Prints Art





# MAKE YOUR OWN FINGER PRINTS HERE



DEC.  
5

LOVE

*We are loved by God's  
unconditional, never-ending,  
always and forever love.*

## FUN WITH LIFE SAVERS

- Have everyone in the family take turns stacking Lifesavers into the tallest tower possible in 60 seconds. Players can rebuild their tower if it falls within the time limit. When the time is up, the player with the tallest standing candy tower wins the game.
- Mark a starting line on a hard surface and have all the family members line up on it. Give each person a LifeSaver candy. When you say "Roll," the players must roll their piece of candy as far as they can with one push. The person who rolls the round candy the farthest distance from the starting line wins the game.
- Discuss: What comes to mind when you hear the word "life saver?" What are some examples of salvation, apart from the Bible? (Help your children think in terms of doctors or firefighters saving people's lives from disease and danger.)

## JESUS, OUR SAVIOR

- Gather your family and read Matthew 1:21.
- Names are special, and they all have meanings. Tell your children the stories of how their names were picked. Go to [www.behindthename.com](http://www.behindthename.com) to look up each name and its meaning. Or if you have Alexa, simply ask her for the meaning of your children's names.
- Explain: God chose Jesus's name for Him. An angel told Joseph that the baby who would be born to Mary should be called Jesus, which means "the Lord saves." God picked the name JESUS to show that He would save us all from our sins. Discuss: What is Jesus saving us FROM? What is Jesus saving us FOR?
- Listen to "Jesus, Strong and Kind" by City Alight. Which part of the song stands out to you? Why?





# EXTRA IDEAS

## WHAT A SAVIOR!

Show your children the “What A Savior!” poster on the next page. Ask them to tell you what is happening in every picture. Help them understand that doctors, firefighters, policemen and lifeguards do the same job—they help people, they fight for people’s lives, they save people from danger.

Ask kids to tell you from what each one of these people saves others. (Firefighter—fire, death; lifeguard—drowning, death; doctor—life-threatening disease, death; policemen—crime, danger.)

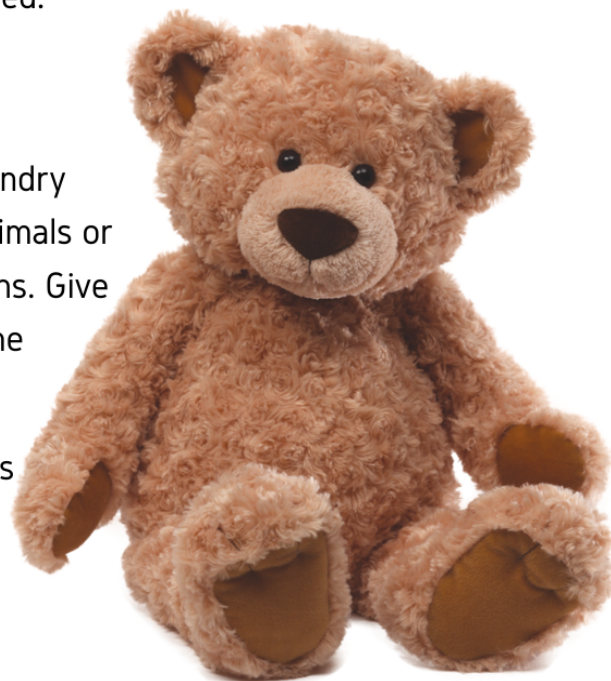
When you feel that your children have grasped the concept of “salvation,” draw their attention to the very bottom of the poster (Jesus standing in front of the empty tomb). Ask: “What does this picture have to do with salvation? ... If firefighters rescue people from burning buildings, lifeguards from fierce waters, policemen from crime, and doctors from deadly diseases, what is Jesus rescuing us from? What kind of a savior is He?”

Help children understand that Jesus died to rescue us from the punishment for sin—which is eternal separation from God. He also rescues us from many of life’s troubles. Give age appropriate examples. Fears, worries, loneliness, sadness, difficult circumstances, like dad losing a job or mom getting sick, etc. Explain that God doesn’t always protect us from bad things happening to us, but He always makes sure that something good comes from the bad things we’ve experienced.

## REDEEMER

Hide coins around the house. Next, create a “jail” by turning a laundry basket upside down. Place one of your child’s favorite stuffed animals or toys in the jail. Then have your child search the house for the coins. Give clues to find the coins, if necessary. When he finds all the coins, he can choose to buy freedom for the toys or keep the money.

Explain: As a result of sin, we became prisoners to our evil desires and behaviors. Jesus came to offer Himself in exchange for our freedom. He gave His life to buy us out of our prison of sin—to become our Savior and Redeemer.





WHAT A SAVIOR!





# GOD'S LOVE IS...


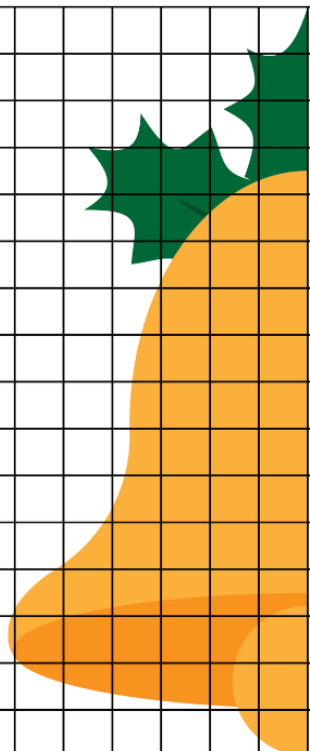

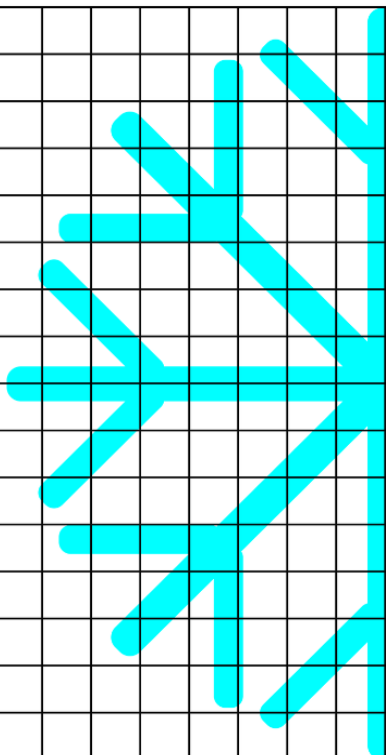
- TALLER THAN THE TALLEST MOUNTAIN.
- WIDER THAN THE WIDEST \_\_\_\_\_
- STRONGER THAN THE STRONGEST \_\_\_\_\_
- DEEPER THAN THE DEEPEST \_\_\_\_\_
- BRIGHTER THAN THE BRIGHTEST \_\_\_\_\_



# Complete the Picture

**DID  
YOU  
KNOW?**

*God's love  
makes  
us complete!*



Coloring Page

# The Gift of a Savior





DEC.  
12

JOY

*Joy comes by knowing  
that God loves us no matter  
what happens.*

## WHAT MAKES YOU WANT TO SING?

- Ask your family: “Have you ever had a song get stuck in your head? Maybe you kept humming it all day long, or you couldn’t get the words out of your head. Let’s see what kinds of songs are stuck in our heads.” Have everyone take turns humming or whistling a tune while others are guessing. If kids seem to enjoy this, play a couple of rounds.
- Discuss together: What are some of your all-time favorite songs? What’s the last new song you learned? In what kinds of situations do you like to sing?
- Explain: Today’s Bible passage is about a song that the angels sang after they announced the birth of Jesus. Have one of your children read Luke 2:8-15.
- Sing together “Joy to the World.”

## GREAT JOY FOR ALL THE PEOPLE

- Explain: After Adam and Eve disobeyed God, joy was lost. God expelled them from their beautiful garden home and set the angel with a flaming sword to keep them out. Life outside the garden was not easy. Adam and Eve had to work hard for their food. The reality of death was everywhere, and animals preyed on one another. Even worse, the couple’s firstborn son murdered his younger brother. What could be worse? Sin had pierced their lives, and Adam and Eve could not stop joy from draining out. But God had a plan to restore joy. Joy was lost in the Garden when death came, but joy returned through birth—the birth of God’s own Son. God entered our world, experienced our sorrow, and conquered death, giving us hope that He will keep His promise to end pain, and eliminate sorrow and death. In the book of Genesis we see the angel keeping people away from the tree of life, in the Gospel of Luke we see angels inviting people to come back to the Source of life.



# EXTRA IDEAS

## JOY TO THE WORLD

Queue up “Joy to the World” on your smartphone or CD player. Pass a soft toy as you play the song, pausing the music at random intervals. The person who is holding the toy when the music stops should say “I rejoice because \_\_\_\_\_” and finish the sentence.



## MAKE A JOYFUL NOISE!

Gather up anything around your house that can make noise.

Sing “I’ve got the joy, joy, joy, joy down in my heart...” while dancing and making music with your “instruments.”



## CHRISTMAS CARDS

God gives us joy and we shouldn’t keep it all to ourselves. One way to share our joy at Christmas time is to send Christmas cards.

Ask: Who would you like to send a card to?

Let’s get started! Write a special message to your friend in the card. You can write that you care about them or that Jesus loves your friend. You can write encouragement or express gratitude for the role they have played in your life.



## THE LAUGHING GAME

Have everyone take a turn trying to make the rest of the family smile, giggle or laugh in 60 seconds. They can do whatever it takes to make others laugh EXCEPT for touching them (pushing, poking, tickling, pinching, etc.)

The person who can make the most people laugh or smile is the winner.



Creative Challenge

# "Christ is Born in Bethlehem"



## Make a Rock Picture

- Collect some long, skinny rocks, round rocks, and triangle rocks and a curved rock for the manger.
- Look at the picture above, and put your rocks together to make sheep, shepherds, Mary and Joseph, and the baby Jesus.
- No rocks? No problem! Make your picture with anything you can find at home (paperclips, toothpicks, pasta, LEGO blocks, etc.)









# Find It!

This group of friends heard about a nearby town that was having a hard time after a flood. They want to raise money to help kids from that town have a brighter Christmas. Can you find the hidden objects?





# LOST MITTEN

Find a mitten that has no pair.



Check answers on page 32.



DEC.  
19

PEACE

*Jesus fixed our broken relationship with God and restored peace between us.*

## PEACE PLEASE

- Ask your family: “What do you think of when you hear the word “peace”?” Listen to their answers. Create a peaceful environment for your family such as sitting together looking at stars outside, turning off electronics, or being in a quiet room (in front of the fire place or lit Christmas tree). After everyone had a chance to soak up calm and quiet, give each child a spoon and a pot or metal bowl. Tell them to bang on their pots and scream loudly when you say, “Go,” and to stop when you say, “Stop.” Let the children have fun banging on the pots for a while. When you are done, gather the noisemakers, then sit and enjoy a few moments of peace and quiet again. Ask: What did you enjoy more—calm or clatter?” Explain that another name for Jesus is Prince of Peace. Read Isaiah 9:6.
- Ask: “What does it mean that Jesus is the Prince of Peace? If this is who He really is, how should it impact our lives? When do you have the most peace?”

## WAR AND PEACE

- Say: “Because of Jesus, we can have peace with God, peace with each other, and peace and quiet inside our hearts even when everything outside is going wrong. Peace is that calm and happy feeling you have when you know you are safe. Jesus is called the Prince of Peace, and He wants to give us His peace when we feel worried or afraid.”
- Have a few quick and fun battles. For example, Rock-Paper-Scissors, Thumb War, or even Pillow Fight. Explain that when you say, “The War Is Over,” all battles have to stop. Compare it to Jesus ending the war, and turning us, sinners and the enemies of God, into the friends of God.
- Ask: “Does our home feel like a peaceful place? What about school, church, or other places you go regularly? If not, how could you ask Jesus to bring peace into those places?” Pray together for Jesus to bring peace into the places that currently lack it.

# EXTRA IDEAS

## PEACE BY PIECE

Find a puzzle to put together with your family. Take turns adding the pieces, and helping each other figure out where they go.

Discuss how sin brought destruction, chaos and death into the world. Point out that Jesus came as a Prince of Peace, to end enmity between people and God, and to put broken relationships back together just like a puzzle.



## SKITTLES PRAYER

Open a bag of Skittles and pour them into a bowl.

Invite each family member to pick one or two candies.

Explain that one way we can bring God's peace into the world is by praying. Invite everyone to take a turn and say a prayer that coordinates with the colors of candy they have.

- **RED:** Pray for someone who doesn't know Jesus.
- **ORANGE:** Pray for someone at school, church or work who is going through a hard time, and needs to experience God's peace.
- **YELLOW:** Pray for peace in nations torn by war.
- **GREEN:** Pray for peace and unity in our country.
- **PURPLE:** Ask God to strengthen every person in your family with His peace.



## PEACE WITH GOD

Hold up a piece of paper. On one half write GOD, on the other—US. Explain that in the very beginning, when God created the world, Adam and Eve had peace with Him. But then they broke God's rules, and it separated them from God. (Rip the page in half.) For thousands of years, no matter what people tried, they couldn't make peace with God. So God did something amazing—He sent Jesus to take the punishment for all our mess-ups. When we accept Jesus, we become reconciled to God. (Demonstrate it by taping the two halves back together.)





## Action Rhyme for Littles

# Away in a Manger



Away in a manger, no crib for His bed,



The little Lord Jesus laid down His sweet head;



The stars in the heavens looked down where He lay,

The little Lord Jesus, asleep on the hay.



# Find Two Same Bells



1



2



3



4



5



6



7



8



9



10



11



12






# SEARCHING for BABY JESUS











# CHRISTMAS

*LET'S  
CELEBRATE  
JESUS!*

## MAKE IT COUNT

- Gather your family. Open the Bible to Luke 2 and read the amazing account of how God moved into our neighborhood. Help family members to reflect on the story by asking these questions: What would it have been like to see the angels in the sky? What do you think the shepherds talked about while they were looking for the baby Jesus? What do you think the shepherds talked about after seeing the baby Jesus?
- If you have left your nativity scene mostly empty during Advent (except for the animals, of course!), then make a big deal out of adding the angels, shepherds, Mary and Joseph, and other figures on Christmas Eve or Christmas Day. For a Christmas morning surprise, add the baby Jesus to the manger before your kids wake up. You may also want to place the three kings someplace else in the house so that they can “journey” to worship the heaven-sent infant King after Christmas.

## MAKE IT FUN

- If you have a nativity scene, bring out the three kings on Christmas Day—but instead of placing them right away, put them somewhere else in your house so that they can journey to see Jesus over the twelve days between Christmas Day and the traditional date for the Feast of the Epiphany (January 6). You can have the three kings move to a different room or area of your house on each day. Let your kids search for them every morning; when they find them, say to your kids: “The wise men are searching for Jesus in \_\_\_ (the dining room, your bedroom, etc.) How can we show the magi that Jesus is present in this place?” Brainstorm examples of Christlike behavior in the particular place.
- Bring out bathrobes and simple props, and make your own nativity play. Give everyone a role, and then act out the story. Re-enacting the Christmas story is a great way to teach children the true meaning of Christmas.



# HAPPY BIRTHDAY

# JESUS



## DECORATIONS

Decorate the house with balloons, streamers, paper chains or popcorn garlands, cute centerpieces, and "Happy Birthday, Jesus" signs.



## CAKE

Let the children bake and decorate a traditional birthday cake. Write "Happy Birthday, Jesus" in frosting, and place a few candles to blow out when you sing the traditional birthday song.



## CARDS AND GIFTS

Make and decorate birthday cards for Jesus. Prepare gifts based on Matthew 25:37-40. Examples: blankets and clothes for a homeless shelter, money to missionaries, volunteering in a local ministry, etc.



## GAMES AND FUN

Sing and dance. Decorate party hats. Hide nativity pieces and let the children look for them. Watch "The Star" movie. Play Christmas edition of "Minute-to-Win It" games.



## JESUS

Make it about Jesus. Don't forget to tell the Christmas story. Before lighting the candles on the cake and singing "Happy Birthday" to Jesus, ask everyone to share what Jesus means to them.





## FOLLOW THE STAR

When Jesus was born, the Wise Men followed the star.  
Color the stars below to help the Wise Men find Jesus.



# A CHRISTMAS GIFT FOR JESUS



The Wise Men brought valuable gifts to Jesus. They gave Him gold, a costly perfume called frankincense, and an ointment called myrrh. What gift could you give Him as we celebrate His birth this month?



Draw or write your answers  
on the gift boxes.



**FINISH**


JUMBLED JELLYBEANS ANSWER

5 blue, 3 yellow, 2 purple,  
4 orange, 1 pink (see page 5)

**START**

LOST MITTEN ANSWER: 11

1-3, 2-10, 7-9, 4-14, 5-6,  
8-12, 13-15 (see page 21)







# Roll a Snowman

Invite a parent or a sibling to play this game with you. Decide which snowman each of you will be building (see below). Take turns to roll the die. Build a snowman by drawing a part that corresponds to the number you get. The first person to complete their snowman wins!

1. HAT

2. EYES

3. NOSE



4. MOUTH

5. ARMS

6. BUTTONS



## Action Rhyme

# In the Stable



This is Mary, and  
Joseph, her spouse.



This is the stable,  
an animal house.



This is the manger,  
a box full of hay.

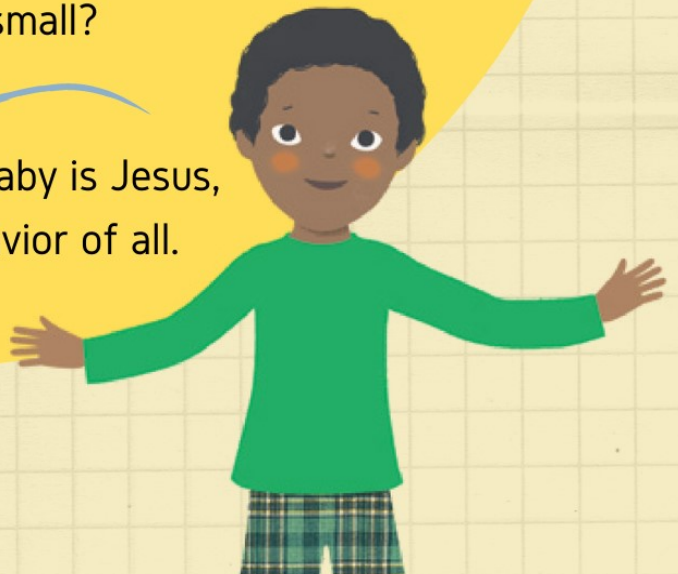


This is the star that  
shone night and day.



But who is the baby,  
so precious and small?

This baby is Jesus,  
the Savior of all.





# Skyler's Nativity



It's almost time for the Nativity play!



Skyler polishes a Wise Man's crown.



He helps put hay in the manger.



He helps the sheep.



He puts on his costume.



Skyler loves celebrating Jesus's birth!



*Spot the Difference!*



**Find 12 differences between the two pictures.**